

Band	3400 - 4200 / 4400 - 5000
Polarization	X
Half-power Beam Width	35°/35°/30°

DKK Co., Ltd.

Model:X35-3545RTD

Rev. 00

Electrical Specifications

Operating Frequency Band [MHz]	3400 - 4200 / 4400 - 5000		
Frequency Range [MHz]	3400 - 3600	3600 - 4200	4400 - 5000
Polarization [degrees]	±45		
Gain [dBi]	16.5		
Horizontal Beam Width [degrees]	35	35	30
Front-to-Back Ratio , [dB]	≥20		
Vertical Beam Width [degrees]	12.5	11	9.5
Electrical Downtilt [degrees]	Initial tilt 15 variable tilt 10 - 20		
VSWR	≤ 1.5		
Isolation	Cross Polar [dB]	≥ 18	
Maximum Input Power / Per Port [W]	200		
Impedance [Ω]	50		



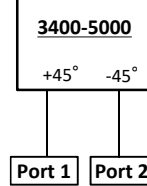
Mechanical Specifications

Radome Material	Fiberglass
Connector Type	N Female x2
Mounting Hardware	
Mast Diameter Adjustable	φ101.6mm - φ139.8mm (φ4.00inch - φ5.51inch)
Operating Temperature Range	-20 - +65°C(-4 - 149°F)
Operating Humidity	0 - 85%RH
Enclosure Protection	IPX4
RF Connector Protection	IP67
Wind Load	104.9N @93.2MPH
Wind Velocity	201.3MPH
Weight	5.5kg(12.1lb) at max.
Dimension (Length x Diameter)	465 x φ150 mm (18.32 x φ5.91 inch)

RET Informations

Condition	Internal
Protocol	3GPP / AISG 2.0 Single RET
Number of Interface	Male: 1 Female : 1


Port Layout



Antenna Array Configurations

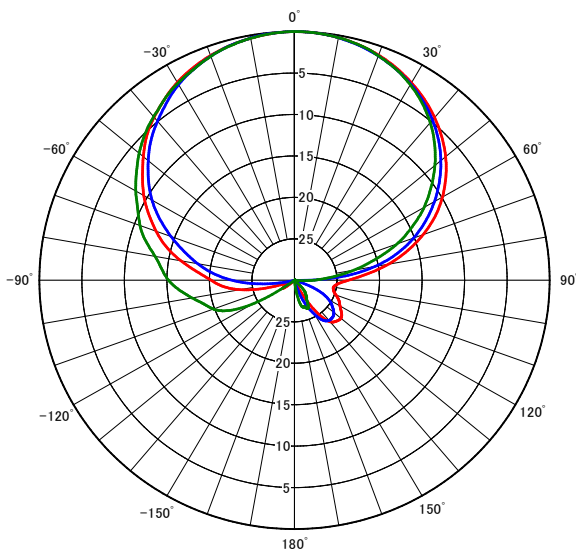


Antenna Bottom View



Horizontal Plane

- 3500MHz
- 3800MHz
- 4800MHz



Vertical Plane

- 3500MHz
- 3800MHz
- 4800MHz

