

Band	3400 - 4200 / 4500 - 5000
Polarization	VH
Half-power Beam Width	360°

DKK Co., Ltd.

Model: VH360A-3545FTD

Rev. 01

Electrical Specifications

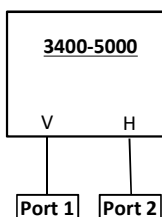
Operating Frequency Band [MHz]	3400 - 4200 / 4500 - 5000		
Frequency Range [MHz]	3400 - 3600	3600 - 4200	4500 - 5000
Polarization	Vertical / Horizontal		
Gain [dBi]	10.5		
Horizontal Beam Width [degrees]	360		
Vertical Beam Width [degrees]	4.5	3.5	
Electrical Downtilt [degrees]	3,6,9 (fixed)		
VSWR	≤ 1.5		
Isolation	Cross Polar [dB]	≥ 20	
Maximum Input Power / Per Port [W]	120		
Impedance [Ω]	50		



Mechanical Specifications

Radome Material	Fiberglass
Connector Type	N Female x2
Mounting Hardware	option
Mast Diameter Adjustable	φ89.1mm - φ139.8mm (φ3.51inch - φ5.51inch)
Operating Temperature Range	-30 +65°C (-22-149°F)
Operating Humidity	0 - 95%RH
Enclosure Protection	IPX5
RF Connector Protection	IP67
Wind Load	84.4N @93.2MPH
Wind Velocity	167.7MPH
Weight	2kg (4.5lb) at max.
Dimension (Length x Diameter)	1214 x φ52 mm (47.8 x φ2.05 inch)


Port Layout



Antenna Array Configurations

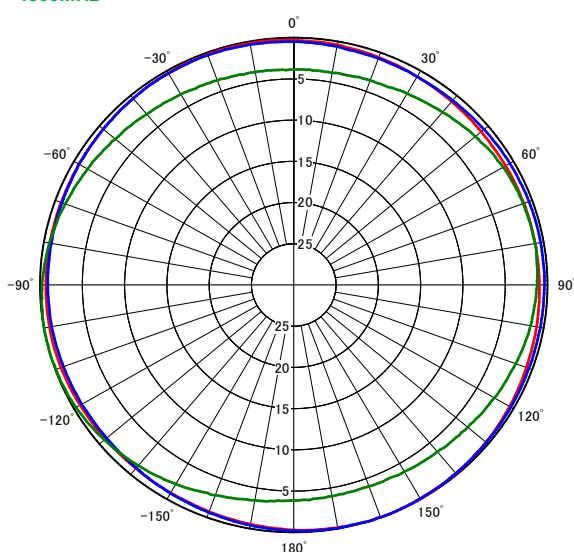


Antenna Bottom View



Horizontal Plane

- 3500MHz
- 3800MHz
- 4800MHz



Vertical Plane

- 3500MHz
- 3800MHz
- 4800MHz

